





Product certificate ERNDIM IQCS Special Assays in Urine

Product name Control Special Assays in Urine

Product code	Product code	Colour cap
	SAU-01.1	Green
	SAU-01.2	Red

Date of issue 20-02-2023

Batch numbers and Expiry date	Batch number	Exp. date stored at +2°C to +8°C
	 2022.1901	 2027-12
	 2022.1902	 2027-12

Reconstitution volume 5.0 mL

Estimated concentrations *

Analyte	Estimated concentrations		
	Unit	Level 1	Level 2
5-OH-Indolacetic acid	µmol/L	22.2	87
Carnitine Free	µmol/L	50.4	280
Creatine	µmol/L	620	2050
Creatinine	mmol/L	4.0	7.4
D,L-Glyceric acid	µmol/L	180	365
Galactitol	µmol/L	95.0	219.5
Glycolic acid	µmol/L	76	324
Guanidino acetic acid	µmol/L	174	768
Homovanillic acid (HVA)	µmol/L	32	93
Lactic acid	µmol/L	860	7300
L-Cystine	µmol/L	18	211
MPS (chondroitin sulfate)	mg/L	33.6	125.0
Orotic acid	µmol/L	16.4	82
Oxalic acid	µmol/L	58	89
Pipecolic acid	µmol/L	7.7	33
Sialic acid	µmol/L	26.0	85.0
Succinylacetone	µmol/L	15.6	24.5
Sulfocysteine	µmol/L	13	34

* See ERNDIM Internal Quality Control System at the reverse

Special Assays in Urine ERNDIM IQCS

Intended purpose

These materials are control material (thus no calibrators) for the internal control of analytical systems for the determination of a variety of analytes in urine, relevant for inborn errors of metabolism.

Contents

Lyophilized human urine to which the respective analytes of interest have been added to achieve an analytically and physiologically relevant level the respective analytes.

Storage and stability

The product in lyophilized form is stable for 5 years when stored at +2°C to + 8°C. Expiration dates are found on the product certificate (reverse). The stability of the reconstituted product is comparable to patient samples.

Instructions for use

- a. Remove cap.
- b. Insert a hollow needle through the stopper to remove the vacuum (to prevent material getting on the stopper)
- c. Remove stopper.
- d. Add 5 mL aqua destillata
- e. Replace stopper
- f. Let stand for 15 minutes at room temperature
- g. Mix carefully during 20 minutes at room temperature
- h. Process product as patient sample

ERNDIM Internal Quality Control System: the Concept

The ERNDIM Internal Quality Control System (IQCS) consists of samples and a website for data management.

Samples

Samples contain analytes specifically selected for laboratories active in the field of inborn errors of metabolism. They come in two levels (1=low and 2=high) with for each analyte a relevant concentration.

Data Management

ERNDIM offers users of control materials a data management system (Note: this is an option to serve users; users do not have the obligation to use it). The strength of this system is that it does not only monitor the data of the laboratory but also compares the labs results with results of labs using the same batch of internal control materials.

In essence users can submit results every time they do an analytical run with the control material and then download two reports.

The Review Day Report shows the results of the last run in comparison to

- a) the acceptance limits set by the lab,
- b) the mean of all previous runs of the lab
- c) the mean of all laboratories.

By clicking on the name of a specific analyte in the report, Shewhart charts of that analyte are shown.

The Cumulative Table report shows the cumulative data of the lab.

Details can be found under [www.erndimqa.nl/General information/Use Website](http://www.erndimqa.nl/General%20information/Use%20Website).

Remark

On delivery of the control materials, the certificate in the package insert shows the values as measured by a peer laboratory. Once in use laboratories submit their results and the reports will show the trimmed mean of all laboratories. This mean is a running mean which changes with every new submission: Thus a dynamic assigned value resulting from "crowd targeting".

Precautions and warnings

1. For *in vitro* diagnostic use only.
2. This product should be handled with care, as appropriate for biological materials. Outdated and left-over material should be discarded as potentially infectious material, according to the procedures in your institute.

References

www.ERNDIMQA.nl

